



Around the Block
QUILT SHOP

July 17, 2015

I work hard at keeping you informed on the most pressing issues of the day, like the Kardashians, Honey Boo Boo, & beer drinking bison. Or for example, if I have to buy a refrigerator or a mattress, I figure you can benefit from my research and grief, kinda like I'm performing a public service or something. So when nothing goes wrong at my house, I have to think up other things to talk about, like Donald Trump's hair. But that's another story better suited for an actual campaign year, assuming he lasts that long.

So instead, I want to talk about porch beds. I'm looking for one for my deck. I'm thinking I could sleep outside on warm nights or snooze in the afternoons-like I have any. But that's beside the point.

So I started searching for porch beds on the internet. I found a number of swing beds, but they attach to something like a ceiling, which I don't have on my deck & which would defeat the purpose of watching for aliens at night. There are also actual beds with various canopy treatments, which can be accessorized with a pool. All right, I don't live in Miami and I don't have that much money.

But I did find some cots from Cabellas that were more bed/lounge chair like than a cot. And one of them sits a little higher than 2" off the ground--I don't know why cots have to be 2" from the ground. I get that you don't want to haul a 4 poster bed on your back when you're trekking cross country, but most people who go camping or hunting haul their gear up in a truck & park right next to the camp site. So why not build higher cots, is my thinking.

But anyway, one of "beds" was actually a single person tent & cot, complete with cup holder and a place to stash your stuff inside. Now this has possibilities: keeps rain & bugs off, but it might impede alien watching. Another "cot" was called a lounge cot & it sits up 20" off the ground, but I don't know if that is when it is lounge mode or bed mode, because it also adjusts to 14" off the ground. (Translation: fake knees work better at getting up from 20" vs. 14".) So I really don't want to buy until I see it in person, climb in, stretch out and climb back out, and that requires a road trip and a phone call to make sure the product is in stock.

That was 2 weeks ago.

So now I'm specifically searching the Cabella site, trying to recreate my search so I can get the item number. The first search I try is "porch beds" because that was the general internet search I did the first time. But Cabellas doesn't list cots under porch beds. Instead, it lists heated dog beds, which made me wonder if I had spelled porch right. So I try patio, instead. At this point you may be wondering why I don't just search for cots -- I want to see if there are other options.

And there are, kinda. I find lots of chaise styled lounges. Or I should say, covers for chaise lounges. Not the lounges themselves. Really strange. So I do a google search on Ravena lounges, because that was the brand Cabellas had, to see what one actually looks like, because on the Cabella site the lounge is covered up with a----wait for it - a cover.

The google listing for Ravena lounges are all for the covers for the lounges. No lounges in sight. Literally. They're all covered up.

It's now beginning to dawn on me. Ravena doesn't make lounges. Only covers. You probably figured this out several paragraphs ago.

So back to Cabellas. This time I try just searching for beds. I get about 900 hits on the Cabella site. So I narrow it to hunting, only 280 hits. Approximately 80% of the beds are for dogs. I about lost it when I got to page 9 and there was an off the ground dog bed with a little canopy over head to keep the sun off. Seriously? If I got that for Becca, she wouldn't be able to watch for aliens either-not that she cares. She just doesn't believe they exist. And, anyway, she'd never use it because it's only 2" off the ground.

So I now do what I should have done in the first place: just look for cots. And I find the tented cot that I liked. It's water resistant, zippers that glow, windows, doors & even a cup holder. All in one neat package. But...and there is always a but....I couldn't find any info about the mattress that is shown with the cot.

So now I have this nagging fear that if I order the tent/cot, it won't come with a mattress and I find no info about what size mattress will work in this contraption.

And it's at this point that I have to leave you hanging. Because the nice lady at Cabellas didn't know whether the tent came with a mattress and if not what mattress was recommended for the tent. She also didn't know whether the lounge cot made up as a bed 20" off the floor. I had her hold both until I could get down to see them.

So I'll keep you posted. I hope to make my purchase today and I can report back next week.

And you thought I might talk about something important, like Pluto.

P.S. The eaglets have not yet flown. Soon.

P.P.S. I got the cot & an air mattress. May look for aliens tonight.



Road Trip! Row by Row! Opera!

**What do these 3 things have in common?
Lots of fun, good food, beautiful scenery,**



wonderful music. Aug. 15-18.

Santa Fe hosts an open air opera season during the summer. For those of you unfamiliar with the Santa Fe Opera, it is recognized as one of the world's leading cultural festivals.

And to get to Santa Fe, we'll be stopping at as many participating Row By Row shops as possible: Pueblo, Fountain, Colorado Springs, Taos, Santa Fe, Las Vegas, and potentially others if there is time.

Here's the plan: Depart 7 a.m. Cheyenne Aug. 15. First stop Colorado Springs. Then onto Fountain and Pueblo. We'll spend the night in Cimarron, NM (no quilt shop, sorry).

Then it's through the Cimarron Canyon, on our way to Taos for lunch (there is a shop, but if it's not open on Sunday, we'll go to it on the way home). Then onto Santa Fe and/or Albuquerque. There is a free concert in Albuquerque that afternoon and there are several participating shops--if the shops are open on Sunday, we'll try to go. Sunday night is in Santa Fe.

Then Monday we can quilt shop, visit Santa Fe attractions, then the opera that night at 8. Rigoletto is playing.

Tuesday we come home and hit any shops we missed: Las Vegas, Taos & others in Colorado Springs & maybe Denver.

It's ambitious. It's jam packed with stuff to do. And it's the perfect time of year to visit Santa Fe.

Cost: \$650 Includes: Ticket to Opera, 3 hotel nights (double occupancy), van & gas. Food and fabric, on your own.

Dates: Aug. 15-18.

URGENCY URGENCY URGENCY

I need to know no later than July 20 if you want to go. I know it's quick, but I need to rent the van, hold the hotels and buy the Opera tickets. \$300 will hold your spot. Final payment due before the trip starts.

Interested? Max # 12. Min # 10.

PREVIEW OF FALL CLASSES

I know it's early, but with everyone shop hopping this summer I'd like to give you a goal--something to look for.

In September, we will have another English Paper Piecing class--this time on a miniature scale. Don't let that scare you off--what it means is, you can finish it because it is small!

The blocks are tiny, about an inch wide and maybe 2" long, pointed on each end and you will need about 105 of them. The quilt is called a "Chit Chat" quilt or a "Conversation" quilt.

My challenge to you is to find fabrics that "chit chat" about your life. For example, I will have dogs, cats, parakeets, ducks and horses in my quilt. Plus roses, the word "huskers" because I was born in Nebraska.




Find images on fabric that represent your life, where you have traveled, what you have accomplished, your job, your kids, your family, where you've lived, what you like to read, what you like to eat. Favorite flowers, birds, time of year.

And I will be collecting tiny prints available at the shop (and my home stash) and will provide a packet of 4"-6" squares of a variety of tiny images that will be part of the class fee--everyone who signs up will get the packet of squares. And during class we can exchange fabrics as well.

So start collecting and think tiny.

Get Ready for the Row by Row Experience!




Our row! See the water? (Snow capped mountains)

Visit any participating quilt shop during the summer and ask for their free row by row pattern. More than 2500 shops across the country are participating. The 2015 theme is Row by Row H₂O, and each shop will have a row with the water theme. The patterns are free, limit 1 to a customer. Patterns are not available online or by mail. Shops may also have their row kitted for your convenience. **The Row By Row runs from June 21 through September 8**, then the "hibernation/sewing" period begins. To be eligible for a prize, you must complete your quilt using a minimum of 8 different row patterns (or 8 row patterns, arranged anyway you like, quilted & bound) and return it to a participating shop by no later than October 31. The first person to bring in her finished quilt gets 25 fat quarters. If you bring your quilt to a shop whose row is in your quilt, you will get a bonus prize.

WHAT'S NEW!!

From Quilting Treasures:



10	31	45	48	70	5	13	45	0	70
13	24	3	51	75	12	24	33	11	75
2	21	50	65	2	21	50	65	13	65
11	13	6	49	61	51	0	36	49	61
5	19	32	57	3	64	19	5	57	64
7	13	0	8	70	1	31	3	48	70
12	24	33	50	75	13	24	33	51	75
2	10	31	65	2	21	50	13	50	13
49	13	36	4	61	11	3	6	49	61
5	19	32	57	64	9	19	32	57	64





HAPPY HALLOWEEN

From Exclusively Quilters:



From Elizabeth Studio:



From Tula Pink:



From Moda:



From Adornit:





From Moda:






From Elizabeth Studios:




From Hoffman:





From Moda:



The blue on blue floral is a 108 wide backing.

July Classes & Special Events

Beginning Quilting Starting Sun. 1-4, June 14 OR Wednesday June 17 1-4 \$65 Barb Boyer

This comprehensive 8-week course will introduce to you almost everything you need to know about piecing a quilt top. Along the way you will learn about color, batting, thread, machines and various techniques to give you the skills to make almost any quilt.

Hand Embroidery Club Sat. July 11, 10-11:30 FREE

(Club normally meets the 2nd Sat. of each month from 10-noon)

This year we're doing birds-state birds. We will have between 40-50 birds (some states use the same bird) for you to stitch. Various setting for turning the birds into a quilt will be provided. Color suggestions for the birds will also be offered. As a bonus, you will get the state outlines, state flowers, and other patterns to compliment the birds. You can join anytime.

Silhouette Cutter Instruction Sat. July 11, 1-5 \$20

The Silhouette Cutter will take any drawing, clip art or other image and cut it out of fabric. You don't need die cuts or special molds--just an image. The Cutter was originally designed for scrapbooking, but it cuts through fabric, as well as paper, vinyl, leather, cardboard and much more. If you have wanted to do an fusible applique quilt (stars, hearts, turtles, pigs, anything you can imagine) the Silhouette Cutter will do it! Come watch the demo and learn some of the tricks to getting good cuts.

CHANGE OF DATE!!! MINE CRAFT QUILT CLASS **AUGUST 13 & 20, 1-5 \$20**

The oh so ever popular Mine Craft computer game has interesting pixelated characters

that translate easily into quilt blocks. For the uninitiated, the "quilt blocks" will be made up of 2" squares (or smaller), with the colors placed to imitate the Mine Craft character. Sewing is simple--sew all the squares together. The hard part is choosing which green to put where. Patterns of various Mine Craft characters and images will be provided. Students are expected to bring fabric suited to the game--ask your kids, they'll know what I'm talking about. (Essentially, lots of greens, some pink, some red, gold, brown, silver & blue.) Patterned fabrics will work, but stick mostly with tone on tone prints and some solids. Class will be divided into choosing & cutting your squares, and starting to sew your squares. I will have fat quarter bundles suitable for the blocks, but please bring your own fabrics and plan to exchange colors with other class members.

Disappearing 9-patch Sun. July 12 or 19, 1-5 \$20

If you missed the class the first time, we're doing it again! Take 5" squares (48 variety, like a charm pack or 2), combine with 48 5" squares of 1 color, plus 12 squares for a "center" color and you have the making of a quick & easy quilt!

Jelly Roll Race Sat. July 18, 10:30-5 \$20

On your marks, get set.....sew! Learn the mechanics of manipulating impossibly long strips of fabric that quickly turn into a 60" X 70" (with borders even larger) quilt. Choose from jelly rolls we have at the store, or cut your own for a specially themed quilt (western, cats, fishing, kids). You have all day and you will finish your quilt. I promise!

Bertie's Year last Friday of the month, 1-4

Bertie's Year is a small wall hanging, (or you can make each block into a mini quilt for display each month). Bertie is done in flannels and wool (kit only includes flannel). Bertie (the bird) and friends (squirrel, pumpkins) are appliqued with crazy quilt embroidery embellishments.

Friday Nighters Fri. July. 27, 5:30-9 \$10 (one time fee for year)

This class will help you get organized for Christmas 2015 -- or just help you get things done. You give me a list of your "to dos" or unfinished projects you want to finish and then each month I check off what you've completed. Trust me. If you need incentive to stay on track, this is it. You can bring your sewing machine or do hand work.

July 2015

Sunday	Monday	Tuesday	Wednesday	Thursday	Friday	Saturday
			1 Beginning Quilt 1-4 Full Moon	2	3 Open Sew1-4	4 BOM 10:30-11:30 Monthly Minis 4-6

5 CLOSED	6	7	8 Beginning Quilt 1-4	9 Knit Pickers' Club 6- 8:30	10	11 Embroidery Club 10- noon Silhouette Cutter Instruction 1-5
12 Disappearing 9-patch 1-5	13	14	15 Beginning Quilt 1-4	16	17 Open Sew1-4	18 Jelly Roll Race 10:30- 5
19 Disappearing 9-patch 1-5	20	21	22 Beginning Quilt 1-4	23	24	25
26	27	28	29 Beginning Quilt 1-4	30	31 Full Moon (Blue Moon) Bertie's Year 1-4 Friday Nighters 5:30 -?	

HAND APPLIQUE CLUB

This is a get-together & stitch class. Many of us are trying hand applique these days-- patterns are calling for a lot more applique. The club is designed for quilters who already do some hand applique, but beginners are welcome as well. We will share techniques, suggest patterns, talk about threads and, in general, just stitch. A little quiet time away from the distractions of home is what we need to get our projects done.

HAND EMBROIDERY CLUB

If you want to learn to hand embroider or just brush up your technique, join us on the

second Saturday of the month from 10 to noon. We provide free vintage patterns, and this year we will have free patterns of girls with hats, that you can embroider, embellish and color. Each month Kathy Sconce shows us a new stitch to try, plus, she guides us through thread choices, how to knot, fabrics to use, and tracing techniques.

Knit Pickin' Club

This is another get-together class to sit & knit, work on our projects, share information and get some help. We will share techniques, suggest patterns, but mainly we'll sit & knit (or pick).

Toad Toters

On full moon days (as noted in the calendar) you will get 20% off all purchases (not otherwise discounted) that you can fit in your bag. You must bring your bag to participate.

Full Moon Days: May 4 (observed), June 1, July 1, August 29.

Discount Policy

We will honor only one discount -- whichever is largest. You can't combine a 10% with a 25% discount to get a 35% discount. On this we can't be bribed.

Color of the Month

May flowers/floral, June baby novelties, July blue, August black & gray

Join the fun and come feel the difference of quality fabrics.

Happy quilting!